

Recombinant BRD4 (44-460) protein, GST-Tag

Catalog No: 81155, 81855

Lot No: 13818001

Expressed In: *E. coli*

Quantity: 100, 1000 µg

Concentration: 0.8 µg/µl

Source: Human

Buffer Contents: Recombinant BRD (44-460), GST-Tag protein is supplied in 25 mM Tris-HCl pH 8.0, 300 mM NaCl, 10% glycerol.

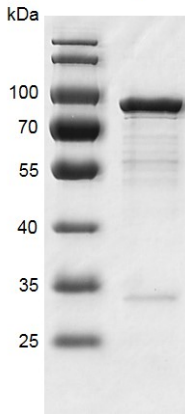
Background: BRD4 (Bromodomain-containing protein 4) belongs to the BET subclass of proteins, which are characterized by two N-terminal bromodomains and one ET (Extra Terminal) domain. BRDs associate with chromatin through their bromodomains that recognize acetylated histone lysine residues. bromodomains function as 'readers' of these epigenetic histone marks and regulate chromatin structure and gene expression by linking associated proteins to the acetylated nucleosomal targets. The ET domain functions as a protein binding motif and exerts atypical serine-kinase activity. The BET family consists of at least four members in mouse and human, BRD2 (also referred to as FSRG1, RING3), BRD3 (FSRG2, ORFX), BRD4 (FSRG4, MCAP/HUNK1), and BRDT (FSRG3, BRD6). BRD proteins are related to the female Sterile Homeotic protein gene in *Drosophila*, a gene required maternally for proper expression of other homeotic genes, such as *Ubx*, which is involved in pattern formation. BRD4 has been identified recently as a therapeutic target in many cancers, including acute myeloid leukemia, multiple myeloma, Burkitt's lymphoma, NUT midline carcinoma, colon cancer, and breast cancer. BRD4 regulates the transcription of oncogenes, HIV, and human papilloma virus (HPV). It has been shown to bind and phosphorylate RNA pol II, which implicates its involvement in the regulation of eukaryotic transcription. It shows binding specificity for acetylated H3K9, H3K9/ K14, H4K5, H4K8, H4K12, H4K5/K8, H4K5/K12, H4K8/K12, H4K12/K16, H4K12/K16/K20 and H4K5/K8/K12/K16, as well as acetylated RelA-K310.

Protein Details: Recombinant BRD4 (44-460), GST-Tag protein that includes amino acids 44-460 (which includes both the first and second Bromodomain) of human BRD4 protein (accession number NP_490597.1) was expressed in *E. coli* and contains an N-terminal GST tag with a molecular weight of 73.2 kDa.

Application Notes: This protein is suitable for use in binding assays, inhibitor screening, and selectivity profiling.

Storage and Guarantee: Recombinant proteins in solution are temperature sensitive and must be stored at -80°C to prevent degradation. Avoid repeated freeze/thaw cycles and keep on ice when not in storage. This product is for research use only and is not for use in diagnostic procedures. This product is guaranteed for 6 months from date of arrival.

GST-BRD4 (44-460)



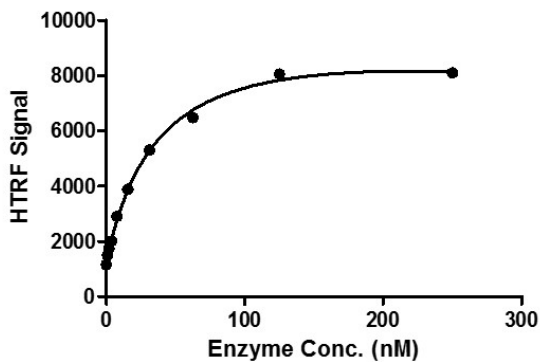
Recombinant BRD4 (44-460), GST-Tag protein gel

10% SDS-PAGE Coomassie staining

MW: 73.2 kDa

Purity: >88%

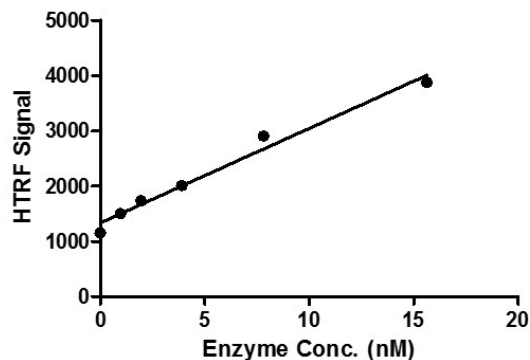
GST-BRD4 (44-460)



HTRF assay for BRD4 (44-460), GST-Tag activity

1 μ M H4K5/8/12/16(ac4) peptide was incubated with different concentrations of BRD4 (44-460), GST-tag protein in a 10 μ l binding system containing 50 mM HEPES-NaOH pH 7.4, 0.1% BSA for 1 hour, then 10 μ l GST antibody and SA-XL665 mixture (each 1:100 dilution in Binding Buffer) were added to each reaction system and incubated for 30 min. All the operations and reactions were performed at room temperature. HTRF assay was used for detection.

GST-BRD4 (44-460)



HTRF assay for BRD4 (44-460), GST-Tag activity

1 μ M H4K5/8/12/16(ac4) peptide was incubated with different concentrations of BRD4 (44-460), GST-tag protein in a 10 μ l binding system containing 50 mM HEPES-NaOH pH 7.4, 0.1% BSA for 1 hour, then 10 μ l GST antibody and SA-XL665 mixture (each 1:100 dilution in Binding Buffer) were added to each reaction system and incubated for 30 min. All the operations and reactions were performed at room temperature. HTRF assay was used for detection.